

Stool Collection Requirements

Use the provided stool collection hat to collect specimen before placing stool specimen in any of the below containers.

The require container(s) will be provided for the test(s) ordered.

Visit <https://cdos.halfpenny.com/labcorp/NSLS> for more information about the tests.

After collecting specimens, register for lab and inform front desk that you visiting to return specimens.






Note: Bring back the provided RSCH Form to expedite the process after registering for lab.

Collection Hat



Test Code	Test Description	Storage/Transport	Container Info	Collection Procedure
LAB1839	Alpha-1-Antitrypsin	Frozen	Clean Plastic Container (wide mouth)	Fill the cup No more than half (1/2) way. To avoid leaking of the specimen double check that the lid is securely tighten. Patient provided collection containers will not be accepted
LAB1836	Calprotectin, Feces	Frozen	Clean Plastic Container (wide mouth)	
LAB2271	C. difficile detection by PCR	Refrigerated	Sterile Clean Plastic Container (wide mouth)	
LAB1919	Enteric PCR Panel	Room Temp	Clean Plastic Container (wide mouth)	
LAB358	Fecal Fat (Qualitative)	Frozen	Clean Plastic Container (wide mouth)	
LAB5632	Helicobacter pylori Stool Antigen	Refrigerated	Clean Plastic Container (wide mouth)	
LAB2482	Lactoferrin, Stool	Refrigerated	Clean Plastic Container (wide mouth)	
LAB1838	Pancreatic Elastase, Fecal	Refrigerated/Frozen	Clean Plastic Container (wide mouth)	
LAB1837	Reducing Substances, Stool	Frozen	Clean Plastic Container (wide mouth)	
LAB3047	Rotavirus Detection	Refrigerated	Clean Plastic Container (wide mouth)	
LAB5356	Fecal Fat (Quantitative) (24,48,72 hours)	Refrigerated	Large Stool Container (24, 48, 27, 120 hrs.)	Visit following website LabCorp Fecal Fat Collection Instructions
LAB64	Giardia & Cryptosporidium antigen	Room Temp	(SAF)	Fill the vial until the liquid reaches the arrow showing on the label. To avoid leaking of the specimen double check that the lid is securely tighten. Invert the vial several times to mix.
LAB3433	Microsporidium Exam	Room Temp	(SAF)	
LAB36	Ova + Parasite	Room Temp	(SAF)	



Test Code	Test Description	Storage/Transport	Container Info		Collection Procedure
LAB1919	Enteric PCR Panel	Room Temp	(Cary Blair)		Fill the vial until the liquid reaches the arrow showing on the label. To avoid leaking of the specimen double check that the lid is securely tighten. Invert the vial several times to mix.
LAB359	Occult Blood, Stool	Room Temp	Hemoccult Collection Card or Clean Container		Using the provided wood stick, collect a small pea size sample of stool and apply a thin smear to each box on the card.
LAB1615	Fecal Occult Blood, Immunochemical	Room Temp	Polymedco Collection Kit (FIT)		Visit following website PolyMedco Collection Instructions
LAB67	Pin Worm	Room Temp	SWUBE Paddle Kit		Visit following website Laboratory Services Online Test Catalog
LAB3201	Worm Identification	Room Temp	Clean Plastic Container (wide mouth)		Place specimen in plastic container